

**Jefferson County, Alabama**  
**General Government Revenues by Source**  
**Last Ten Fiscal Years**  
(In Thousands)

<b>Fiscal Year</b>	<b>Taxes</b>	<b>Licenses and Permits</b>	<b>Intergovernmental</b>	<b>Charges For Services</b>	<b>Miscellaneous (1)</b>	<b>Net Bond Proceeds</b>	<b>Total</b>
1993	\$ 91,975	\$ 40,218	\$ 24,661	\$ 12,251	\$ 9,164	\$	\$ 178,269
1994	\$ 95,679	\$ 42,248	\$ 26,929	\$ 15,384	\$ 10,526	\$ 64,940	\$ 255,706
1995	\$ 109,555	\$ 45,131	\$ 29,492	\$ 15,852	\$ 16,850	\$	\$ 216,880
1996	\$ 108,131	\$ 47,380	\$ 27,590	\$ 16,886	\$ 19,998	\$	\$ 219,985
1997	\$ 113,609	\$ 49,138	\$ 26,692	\$ 16,965	\$ 18,474	\$	\$ 224,878
1998	\$ 121,746	\$ 52,657	\$ 35,933	\$ 19,722	\$ 20,360	\$ 50,000	\$ 300,418
1999	\$ 127,688	\$ 53,683	\$ 30,975	\$ 19,269	\$ 14,480	\$	\$ 246,095
2000	\$ 136,188	\$ 58,606	\$ 37,352	\$ 19,605	\$ 21,664	\$ 107,125	\$ 380,540
2001	\$ 142,260	\$ 59,846	\$ 48,973	\$ 20,460	\$ 30,917	\$ 202,267	\$ 504,723
2002	\$ 145,295	\$ 60,903	\$ 50,819	\$ 24,477	\$ 30,372	\$ 20,793	\$ 332,659

Includes revenues of the General, Special Revenue, Debt Service, and Capital Projects Funds.

(1) Composed of indirect cost recovery, investment income, and miscellaneous revenue.

**Jefferson County, Alabama**  
**General Government Expenditures by Function (1)**  
**Last Ten Fiscal Years**  
(In Thousands)

<b>Fiscal Year</b>	<b>General Government</b>	<b>Public Safety</b>	<b>Highways and Streets</b>	<b>Health and Welfare</b>	<b>Culture and Recreation</b>
1993	\$ 67,844	\$ 34,061	\$ 32,050	\$ 3,388	\$ 11,981
1994	\$ 50,115	\$ 34,988	\$ 29,654	\$ 5,305	\$ 13,970
1995	\$ 53,035	\$ 35,815	\$ 26,856	\$ 9,304	\$ 16,106
1996	\$ 63,897	\$ 39,429	\$ 32,521	\$ 4,880	\$ 13,503
1997	\$ 48,547	\$ 41,101	\$ 37,192	\$ 3,944	\$ 13,144
1998	\$ 53,027	\$ 49,115	\$ 35,516	\$ 6,916	\$ 13,260
1999	\$ 55,136	\$ 46,929	\$ 31,974	\$ 4,283	\$ 12,819
2000	\$ 63,880	\$ 47,976	\$ 36,731	\$ 3,334	\$ 12,677
2001	\$ 75,667	\$ 51,313	\$ 36,718	\$ 9,604	\$ 13,758
2002	\$ 83,525	\$ 56,336	\$ 33,554	\$ 14,209	\$ 14,684

(1) Includes expenditures of the General, Special Revenue, Debt Service and Capital Projects Funds.

<b>Education</b>	<b>Capital Outlay</b>	<b>Debt Service</b>	<b>Indirect Cost</b>	<b>Total</b>
\$ 277	\$ 4,592	\$ 12,546	\$ 137	\$ 166,876
\$ 363	\$ 3,979	\$ 12,438	\$ 128	\$ 150,940
\$ 199	\$ 6,459	\$ 15,277	\$	\$ 163,051
\$ 163	\$ 5,336	\$ 17,560	\$ 351	\$ 177,640
\$ 168	\$ 31,346	\$ 17,506	\$ 12,740	\$ 205,688
\$ 170	\$ 21,919	\$ 21,706	\$ 11,508	\$ 213,137
\$ 185	\$ 22,243	\$ 24,575	\$ 14,812	\$ 212,956
\$ 185	\$ 37,830	\$ 82,230	\$ 18,964	\$ 303,807
\$ 197	\$ 37,873	\$ 128,545	\$ 19,094	\$ 372,769
\$ 200	\$ 38,242	\$ 54,091	\$ 20,401	\$ 315,242

**Jefferson County, Alabama**  
**Property Tax Levies and Collections**  
**Last Ten Fiscal Years**

<b>Tax Year Beginning October 1</b>	<b>Total Taxes Levied</b>	<b>Current Tax Collections</b>	<b>Percent of Current Taxes Collected</b>	<b>Delinquent Tax Collections</b>
1993	\$ 207,371,022	\$ 193,634,807	93.38%	\$ 5,821,681
1994	\$ 213,803,830	\$ 207,038,287	96.84%	\$ 4,447,531
1995	\$ 245,901,867	\$ 235,457,220	95.75%	\$ 4,254,077
1996	\$ 247,358,892	\$ 239,414,593	96.79%	\$ 4,853,300
1997	\$ 254,823,293	\$ 249,806,279	98.03%	\$ 4,130,970
1998	\$ 265,673,868	\$ 262,277,245	98.72%	\$ 4,253,108
1999	\$ 284,182,209	\$ 283,265,317	99.68%	\$ 1,390,376
2000	\$ 333,238,350	\$ 330,192,023	99.09%	\$ 2,280,785
2001	\$ 340,759,254	\$ 336,421,870	98.73%	\$ 1,686,156
2002	\$ 351,730,297	\$ 248,124,036	98.97%	\$ 5,606,431

Source: Jefferson County Tax Assessor and Jefferson County Tax Collector

<b>Total Tax Collections</b>	<b>Ratio of Total Tax Collections to Total Taxes Levied</b>	<b>Outstanding Delinquent Taxes</b>	<b>Ratio of Delinquent Taxes to Total Taxes Levied</b>
\$ 199,456,488	96.18%	\$ 2,303,202	1.11%
\$ 211,485,818	98.92%	\$ 1,867,499	0.87%
\$ 239,711,297	97.48%	\$ 1,578,755	0.64%
\$ 244,267,893	98.75%	\$ 1,147,635	0.46%
\$ 253,937,249	99.65%	\$ 761,341	0.30%
\$ 266,530,353	100.32%	\$ 687,408	0.26%
\$ 284,655,693	100.17%	\$ 892,304	0.31%
\$ 332,472,808	99.77%	\$ 633,356	0.19%
\$ 338,108,026	99.22%	\$ 897,388	0.26%
\$ 353,730,497	100.57%	\$ 1,169,066	0.33%

**Jefferson County, Alabama**  
**Assessed and Estimated Actual Value of Taxable Property**  
**Last Ten Fiscal Years**

Assessment Date October 1	Real Property*		Personal Property*	
	Assessed Value	Estimated Actual Value	Assessed Value	Estimated Actual Value
1993	\$ 3,026,734,531	\$ 18,196,720,821	\$ 608,035,370	\$ 3,040,176,850
1994	\$ 3,496,624,420	\$ 20,553,159,088	\$ 623,080,254	\$ 3,115,401,270
1995	\$ 3,508,608,069	\$ 20,694,608,522	\$ 638,847,151	\$ 3,194,235,755
1996	\$ 3,569,535,589	\$ 21,147,002,093	\$ 690,979,113	\$ 3,454,895,565
1997	\$ 3,646,343,831	\$ 21,718,757,694	\$ 785,184,132	\$ 3,925,920,770
1998	\$ 3,764,036,047	\$ 22,434,017,344	\$ 883,387,978	\$ 4,416,939,890
1999	\$ 4,062,038,925	\$ 23,291,507,597	\$ 1,092,375,051	\$ 5,461,875,255
2000	\$ 4,132,989,142	\$ 23,766,470,052	\$ 859,648,212	\$ 4,298,241,060
2001	\$ 4,167,485,910	\$ 31,309,817,539	\$ 891,135,934	\$ 4,482,575,120
2002	\$ 4,277,742,048	\$ 32,103,509,180	\$ 938,489,379	\$ 4,721,523,800

\* Source: Jefferson County Tax Assessor

\*\* Source: Jefferson County Revenue Director

Property is assessed on the following basis:

- Class I - Public Utility-----30%
- Class II - Commercial-----20%
- Class III - Residential-----10%
- Class IV - Automobile-----15%

<b>Automobile**</b>		<b>Total Assessed Value</b>	<b>Total Estimated True Value</b>	<b>Ratio of Total Assessed Value to Total Actual Value</b>
<b>Assessed Value</b>	<b>Estimated Actual Value</b>			
\$ 287,135,820	\$ 1,914,238,800	\$ 3,921,905,721	\$ 23,151,136,471	16.94%
\$ 329,556,560	\$ 2,197,043,733	\$ 4,449,261,234	\$ 25,865,604,091	17.20%
\$ 379,586,980	\$ 2,530,579,867	\$ 4,527,042,200	\$ 26,419,424,144	17.14%
\$ 409,392,840	\$ 2,729,285,600	\$ 4,669,907,542	\$ 27,331,183,258	17.09%
\$ 450,545,420	\$ 3,003,636,133	\$ 4,882,073,383	\$ 28,648,314,597	17.04%
\$ 530,077,135	\$ 3,533,847,567	\$ 5,177,501,160	\$ 30,384,804,801	17.04%
\$ 570,975,326	\$ 3,806,502,173	\$ 5,725,389,302	\$ 32,559,885,025	17.58%
\$ 697,002,840	\$ 4,646,685,600	\$ 5,689,640,194	\$ 32,711,396,712	17.39%
\$ 811,100,700	\$ 5,407,338,000	\$ 5,869,722,544	\$ 41,199,730,659	14.25%
\$ 834,311,980	\$ 5,562,079,867	\$ 6,050,543,407	\$ 42,387,112,847	14.27%

**Jefferson County, Alabama**  
**Property Tax Rates-Direct and Overlapping Governments**  
**(Composition of tax rate per hundred dollars of assessed value)**

State of Alabama			
General Fund (no limit as to time)	\$	0.25	
Soldier Fund (no limit as to time)		0.10	
School Fund (no limit as to time)		0.30	
Total State of Alabama			0.65
Jefferson County			
County Tax:			
General Fund (no limit as to time)		0.56	
Road Fund ( no limit as to time)		0.29	
Road Fund (shared with City)		0.21	
Bridge and Public Building Fund (no limit as to time)		0.22	
Sewer Fund (no limit as to time)		0.07	
Total			1.35
County Schools:			
General School Fund		0.54	
General School Fund		0.21	
General School Fund		0.07	
Special School Fund		2.19	
Total (shared with City schools based on average daily attendance)			3.01
Total Jefferson County			4.36
City of Birmingham			
Municipal Tax:			
General Municipal purposes (no limit as to time)		0.90	
Debt Service (no limit as to time)		0.92	
Public School Use (voted to September 30, 2021)		0.42	
Debt Service of School Bonds (voted to September 30, 2021)		0.28	
Public School Operation (voted to September 30, 2021)		0.28	
Library (no limit as to time)		0.05	
Total			2.85
Special School Taxes:			
Public School Uses (School District Levy) (voted to September 30, 20		0.57	
Public School Uses (School District Levy) (voted to September 30, 20		0.71	
Total			1.28
Total City of Birmingham			4.13
Total Tax			\$ 9.14

Source: Jefferson County Tax Assessor

Tax Due Date: October 1

Delinquent Date: January 1

Delinquent Penalties: \$5.00 plus interest at 1% per month

Discounts Allowed: None

Tax Sale Date: Usually May or June



**Jefferson County, Alabama**  
**Property Tax Rates - Direct And Overlapping Governments**  
**(Per \$100 OF ASSESSED VALUE)**  
**Last Ten Fiscal Years**

Fiscal Year	Jefferson County			City of Birmingham					State of Alabama	Total Tax
	County Government	County Schools	County Total	General Fund	Debt Service Funds	Board of Education Fund	Library	City Total		
1993	\$ 1.35	\$ 3.01	\$ 4.36	\$ 0.90	\$ 1.20	\$ 1.98	\$ 0.05	\$ 4.13	\$ 0.65	\$ 9.14
1994	\$ 1.35	\$ 3.01	\$ 4.36	\$ 0.90	\$ 1.20	\$ 1.98	\$ 0.05	\$ 4.13	\$ 0.65	\$ 9.14
1995	\$ 1.35	\$ 3.01	\$ 4.36	\$ 0.90	\$ 1.20	\$ 1.98	\$ 0.05	\$ 4.13	\$ 0.65	\$ 9.14
1996	\$ 1.35	\$ 3.01	\$ 4.36	\$ 0.90	\$ 1.20	\$ 1.98	\$ 0.05	\$ 4.13	\$ 0.65	\$ 9.14
1997	\$ 1.35	\$ 3.01	\$ 4.36	\$ 0.90	\$ 1.20	\$ 1.98	\$ 0.05	\$ 4.13	\$ 0.65	\$ 9.14
1998	\$ 1.35	\$ 3.01	\$ 4.36	\$ 0.90	\$ 1.20	\$ 1.98	\$ 0.05	\$ 4.13	\$ 0.65	\$ 9.14
1999	\$ 1.35	\$ 3.01	\$ 4.36	\$ 0.90	\$ 1.20	\$ 1.98	\$ 0.05	\$ 4.13	\$ 0.65	\$ 9.14
2000	\$ 1.35	\$ 3.01	\$ 4.36	\$ 0.90	\$ 1.20	\$ 1.98	\$ 0.05	\$ 4.13	\$ 0.65	\$ 9.14
2001	\$ 1.35	\$ 3.01	\$ 4.36	\$ 0.90	\$ 1.20	\$ 1.98	\$ 0.05	\$ 4.13	\$ 0.65	\$ 9.14
2002	\$ 1.35	\$ 3.01	\$ 4.36	\$ 0.90	\$ 1.20	\$ 1.98	\$ 0.05	\$ 4.13	\$ 0.65	\$ 9.14

**Jefferson County, Alabama**  
**Principal Taxpayers**  
**September 30, 2002**

<b>Taxpayer</b>	<b>Type of Business</b>	<b>2002 Assessed Valuation</b>	<b>Percentage Of Total Assessed Valuation</b>
Alabama Power Company	Public Utility	\$ 420,286,550	9.82%
BellSouth Telecommunications	Public Utility	176,728,190	4.13%
USX Corporation	Steel Mfr. And Real Estate	101,424,331	2.37%
Colonial Realty Limited Partnership	Real Estate	60,856,006	1.42%
HealthSouth Corporation	Healthcare	40,525,730	0.95%
American Cast Iron Pipe Co.	Foundry	31,098,438	0.73%
Alabama Gas Corporation	Public Utility	29,460,400	0.69%
AmSouth Bank Corporation	Financial Institution	28,507,865	0.67%
SouthTrust Corporation	Financial Institution	27,086,924	0.63%
Hoover Mall Limited Partnership	Real Estate	23,776,680	0.56%
		<u>\$ 939,751,114</u>	<u>21.97%</u>

Source: Jefferson County Tax Assessor

**Jefferson County, Alabama**  
**Computation of Legal Debt Margin**  
(In Thousands)

Assessed value of real and personal property	\$	<u>6,050,543</u>
Debt limit, 5% of assessed value (see note below)	\$	302,527
Outstanding general obligation bonds and warrants net of accreted interest	268,230	
Less amount available for repayment of general obligation warrants	<u>154,854</u>	113,376
Legal debt margin	\$	<u>189,151</u>

**Note:** Section 225 of the Constitution of the State of Alabama, as amended, limits debts of counties to 5% of the assessed value of taxable property.

**Jefferson County, Alabama**  
**Ratio of Net General Bonded Debt to Assessed Value**  
**and Net Bonded Debt per Capita**  
**Last Ten Fiscal Years**

<b>Fiscal Year Ended</b>	<b>Population</b>		<b>Assessed Value</b>	<b>Gross Bonded Debt (1)</b>
	<b>Census</b>	<b>Number</b>		
1993	1990	651,520	\$ 3,921,905,721	\$ 160,595,000
1994	1990	651,520	\$ 4,449,261,234	\$ 156,660,000
1995	1990	651,520	\$ 4,527,042,200	\$ 178,555,000
1996	1990	651,520	\$ 4,669,907,532	\$ 190,195,000
1997	1990	651,520	\$ 4,882,073,383	\$ 177,685,000
1998	1990	651,520	\$ 5,177,501,160	\$ 212,190,000
1999	1990	651,520	\$ 5,732,807,599	\$ 195,370,000
2000	2000	662,047	\$ 5,689,675,034	\$ 228,210,000
2001	2000	662,047	\$ 5,869,722,544	\$ 288,865,000
2002	2000	662,047	\$ 6,050,543,407	\$ 268,230,000

Sources: Jefferson County Tax Assessor and Jefferson County Commission Finance Department

(1) All general obligation bonds and warrants

<b>General Debt Service Funds</b>	<b>Net Bonded Debt</b>	<b>Ratio of Net Bonded Debt to Assessed Value</b>	<b>Net Bonded Debt per Capita</b>
\$ 12,346,000	\$ 148,249,000	3.78%	\$ 228
\$ 14,840,000	\$ 141,820,000	3.19%	\$ 218
\$ 17,021,000	\$ 161,534,000	3.57%	\$ 248
\$ 19,483,000	\$ 170,712,000	3.14%	\$ 225
\$ 22,317,000	\$ 155,368,000	2.69%	\$ 202
\$ 24,273,000	\$ 187,917,000	3.63%	\$ 288
\$ 27,058,000	\$ 168,312,000	2.94%	\$ 258
\$ 87,230,000	\$ 140,980,000	2.48%	\$ 213
\$ 153,033,000	\$ 135,832,000	2.31%	\$ 205
\$ 154,854,000	\$ 113,376,000	1.87%	\$ 171

**Jefferson County, Alabama**  
**Ratio of Annual Debt Service Expenditures for General Bonded**  
**Debt to Total General Governmental Expenditures**  
**Last Ten Fiscal Years**  
(In Thousands)

Fiscal Year	Total Debt Service (1)		Total General Expenditures (2)		Debt Service as a Percentage of Expenditures
1993	\$	12,537	\$	166,876	7.51%
1994	\$	12,438	\$	150,940	8.24%
1995	\$	15,277	\$	163,051	9.37%
1996	\$	17,560	\$	177,640	9.89%
1997	\$	17,506	\$	205,688	8.51%
1998	\$	21,706	\$	213,137	10.18%
1999	\$	24,575	\$	212,956	11.54%
2000	\$	23,909	\$	245,486	9.74%
2001	\$	28,545	\$	272,769	10.48%
2002	\$	34,026	\$	295,177	11.53%

Source: Jefferson County Commission, Finance Department

(1) Debt service includes regular principal and interest on general obligation debt made out of the Debt Fund.

(2) Total General expenditures represent total expenditures for all governmental types.

(3) Amounts shown are net of advance refunded debt service payments.

**Jefferson County, Alabama**  
**Computation of Direct and Overlapping Debt**

Direct:		
Gross bonded debt and warrants	\$	268,230,000
Less debt service funds available		<u>154,854,000</u>
Net direct debt		<u>113,376,000</u>
Overlapping:		
City of Birmingham (as of June 30, 2002)		461,266,000
Jefferson County Board of Education (as of September 30, 2002)		<u>117,763,715</u>
Total overlapping debt		<u>579,029,715</u>
Total direct and overlapping debt	\$	<u><u>692,405,715</u></u>

**Jefferson County, Alabama**  
**Schedule of General Obligation Warrants**  
**Debt Service Payments to Maturity**  
**For the Year Ended September 30, 2002**  
(In Thousands)

	<u>2003</u>	<u>2004</u>	<u>2005</u>	<u>2006</u>	<u>2007</u>	
1993 General Obligation Warrants	5,780	6,245	8,960	6,485	10,185	
2001-A General Obligation Warrants	7,105	7,365	7,645	7,945	8,270	
2001-B General Obligation Warrants						
2002-A General Obligation Warrants	<u>4,260</u>	<u>4,415</u>	<u>4,570</u>	<u>1,550</u>	<u>5,270</u>	
	<u>\$ 17,145</u>	<u>\$ 18,025</u>	<u>\$ 21,175</u>	<u>\$ 15,980</u>	<u>\$ 23,725</u>	\$ -



<u>2008</u>	<u>2009</u>	<u>2010</u>	<u>2011</u>	<u>Thereafter</u>	<u>Outstanding Principal Balance September 30, 2002</u>
5,815	6,145	3,420			53,035
8,615	8,990	9,385	9,810		75,130
				120,000	120,000
					20,065
<u>\$ 14,430</u>	<u>\$ 15,135</u>	<u>\$ 12,805</u>	<u>\$ 9,810</u>	<u>\$ 120,000</u>	<u>\$ 268,230</u>

**Jefferson County, Alabama**  
**Revenue Bond Coverage - Sanitary Operations Fund**  
**Last Ten Fiscal Years**  
(In Thousands)

<b>Fiscal Year</b>	<b>Gross Revenues</b>	<b>Operating Expenses</b>	<b>Net Revenue Available for Debt Service</b>	<b>Principal</b>	<b>Interest</b>	<b>Total</b>	<b>Coverage</b>
1993	\$ 46,218	\$ 26,745	\$ 19,473	\$ 2,465	\$ 12,062	\$ 14,527	1.34
1994	\$ 47,193	\$ 24,264	\$ 22,929	\$ 3,935	\$ 7,662	\$ 11,597	1.98
1995	\$ 50,554	\$ 22,811	\$ 27,743	\$ 4,000	\$ 9,420	\$ 13,420	2.07
1996	\$ 58,288	\$ 25,495	\$ 32,793	\$ 5,245	\$ 12,703	\$ 17,948	1.83
1997	\$ 70,338	\$ 27,405	\$ 42,933	\$ 4,915	\$ 25,575	\$ 30,490	1.41
1998	\$ 80,120	\$ 31,158	\$ 48,962	\$ 6,235	\$ 33,546	\$ 39,781	1.23
1999	\$ 103,777	\$ 31,482	\$ 72,295	\$ 6,820	\$ 62,504	\$ 69,324	1.04
2000	\$ 126,096	\$ 36,044	\$ 90,052	\$ 11,090	\$ 82,904	\$ 93,994	0.96
2001	\$ 132,218	\$ 40,574	\$ 91,644	\$ 15,635	\$ 90,391	\$ 106,026	0.86
2002	\$ 137,412	\$ 40,555	\$ 96,857	\$ 8,495	\$ 114,324	\$ 122,819	0.79

- (1) Total operating revenue plus interest income.
- (2) Total operating expenses excluding depreciation.
- (3) Coverage ratios do not consider the impacts of capitalized interest.

**Jefferson County, Alabama**  
**Property Values**  
**Last Ten Fiscal Years**

<u>Year</u>	<u>Commercial</u>	<u>Residential</u>
1993	\$ 11,791,892,023	\$ 10,445,005,648
1994	\$ 13,020,362,414	\$ 12,648,197,944
1995	\$ 13,001,349,826	\$ 12,887,494,451
1996	\$ 13,396,899,124	\$ 13,204,998,534
1997	\$ 14,113,052,231	\$ 13,531,626,233
1998	\$ 15,022,517,075	\$ 13,828,440,159
1999	\$ 18,306,061,846	\$ 17,480,609,528
2000	\$ 17,347,597,564	\$ 17,769,610,297
2001	\$ 17,651,736,107	\$ 18,140,656,552
2002	\$ 18,303,131,230	\$ 18,521,901,750

Source: Jefferson County Tax Assessor

**Jefferson County, Alabama**  
**Demographic Statistics**  
**Last Ten Fiscal Years**

<b>Fiscal Year</b>	<b>Population</b>	<b>Per Capita Income</b>	<b>Retail Sales Volume (In thousands)</b>	<b>Median Age</b>	<b>Unemployment Rate</b>
1993	651,525	\$ 20,788	\$ 7,489,535	34.4	4.90%
1994	651,525	\$ 21,915	\$ 8,169,958	34.4	3.80%
1995	656,637	\$ 23,625	\$ 8,123,043	34.4	3.98%
1996	657,827	\$ 21,915	\$ 8,382,105	34.4	4.30%
1997	661,927	\$ 23,939	\$ 8,629,972	34.4	3.20%
1998	658,664	\$ 23,939	\$ 8,880,994	34.4	2.20%
1999	660,513	\$ 21,787	\$ 8,917,407	36.9	3.10%
2000	662,047	\$ 22,575	\$ 9,271,464	36.9	3.10%
2001	663,222	\$ 22,618	\$ 9,321,125	37.1	3.40%
2002	659,743	\$ 24,218	\$ 9,008,044	36.2	4.80%

Source: Claritas 2002

\* Metropolitan Statistical Area

## Jefferson County, Alabama Swap Disclosure Information

Jefferson County has a comprehensive Liability Management policy. The hedging program is defined in various sections of this policy and applies to all present and future debt or cash flows under the jurisdiction of Jefferson County. The policy defines transaction procedures, authorized hedging instruments, limitations, benchmarks and objectives as well as credit worthiness of financial institutions and collateralization.

Alabama law require collateralization of interest rate agreements under certain circumstances. Specifically, Alabama Code, paragraph 41-1-42 (2)b. states as follows:

No governmental entity shall enter into any swap agreement unless all of the following occur: The swap agreement requires the counter-party to pledge collateral to the governmental entity in the approximate amount estimated at least quarterly, that would be payable by the counter-party to the governmental entity if the counter-party defaulted under the swap agreement on such estimation date. Collateral pledged to the governmental entity hereunder must be (1) obligations eligible for investment of municipal or County funds pursuant to Sections 11-81-19 and 11-81-21, as amended from time to time, or (2) cash in United States dollars. The valuation of collateral and amounts that would be payable under the swap agreement upon default may be determined by averaging bid quotations from two or more recognized dealers or upon any other basis agreed upon by the counter-party and government entity.

Type of Agreement	Fixed to variable rate swap
<b>Counterparty</b>	Morgan Guaranty Trust
<b>Trade Date</b>	1/10/2001
<b>Notional</b>	175,000,000
<b>Effective</b>	2/1/2002
<b>Termination Date</b>	1/1/2016
<b>Call Date</b>	2/1/2004
<b>County pays</b>	BMA
<b>County receives</b>	5.1700%
<b>Options</b>	Counterparty has the option to cancel the swap after 1/31/04 and to reinstate after 1/31/09
Type of Agreement	Fixed to variable rate swap
<b>Counterparty</b>	Morgan Guaranty Trust
<b>Trade Date</b>	1/10/2001
<b>Notional</b>	200,000,000
<b>Effective</b>	2/1/2001
<b>Termination Date</b>	1/1/2016
<b>Call Date</b>	2/1/2004
<b>County pays</b>	BMA
<b>County receives</b>	5.0690%
<b>Options</b>	Counterparty has the option to cancel the swap after 1/31/04 and to reinstate after 1/31/09

**Jefferson County, Alabama**  
**Swap Disclosure Information (Continued)**

Type of Agreement	Fixed to variable rate swap
Counterparty	Chase Manhattan Bank
Trade Date	2/5/2001
Notional	70,000,000
Effective	2/1/2002
Termination Date	2/1/2031
Call Date	2/1/2007
County pays	BMA
Options	Counterparty has the option to cancel after 2/1/07
Type of Agreement	Sewer Interim Reversal
Counterparty	Chase Manhattan Bank
Trade Date	5/1/2001
Notional	70,000,000
Effective	2/1/2002
Termination Date	2/1/2007
Call Date	2/1/2005
County pays	3.9450%
Options	Counterparty has the option to cancel after 2/1/05
Type of Agreement	Sewer Interim Reversal
Counterparty	Morgan Guaranty Trust
Trade Date	5/1/2001
Notional	175,000,000
Effective	2/1/2002
Termination Date	2/1/2004
Call Date	
County pays	3.7700%
Options	None
Type of Agreement	Sewer Interim Reversal
Counterparty	Morgan Guaranty Trust
Trade Date	5/1/2001
Notional	200,000,000
Effective	5/3/2001
Termination Date	2/1/2004
Call Date	
County pays	3.5450%
County receives	BMA
Options	None

**Jefferson County, Alabama  
Swap Disclosure Information (Continued)**

Type of Agreement	Sewer Revenue Warrants Fixed to Variable
Counterparty	Chase Manhattan Bank
Trade Date	9/18/2001
Notional	110,000,000
Effective	2/15/2002
Termination Date	2/15/2042
Call Date	
County receives	BMA
Type of Agreement	General Obligation Swap
Counterparty	Morgan Guaranty Trust
Trade Date	4/17/2001
Notional	120,000,000
Effective	4/19/2001
Termination Date	4/1/2011
Call Date	
County pays	4.2950%
County receives	BMA
Type of Agreement	2003 B Sewer Refunding Warrants
Counterparty	JPMorgan Chase Bank
Trade Date	3/28/2003
Notional	\$1,035,800,000
Effective	5/1/2003
Termination Date	2/1/2042
Call Date	None
County pays	3.6780%
County receives	BMA until 5/1/04 67% Libor 5/2/04 to Termination Date
Options	None
Type of Agreement	2002-C Sewer Refunding Warrants \$835,500,000
Counterparty	Morgan Guaranty Trust
Trade Date	10/23/2002
Notional	539,446,000
Effective	10/25/2002
Termination Date	2/1/2040
Call Date	
County pays	3.9200%
County receives	67% of LIBOR
Options	None

**Jefferson County, Alabama  
Swap Disclosure Information (Continued)**

Type of Agreement	2002-C Sewer Refunding Warrants \$835,500,000
Counterparty	Lehman Bros.
Trade Date	10/23/2002
Notional	190,053,613
Effective	10/25/2002
Termination Date	2/1/2040
Call Date	
County receives	67% of LIBOR
Options	None
Type of Agreement	2002-C Sewer Refunding Warrants \$835,500,000
Counterparty	Bank of America
Trade Date	10/23/2002
Notional	110,000,000
Effective	10/25/2002
Termination Date	2/1/2040
County pays	3.9200%
County receives	67% of LIBOR
Options	None



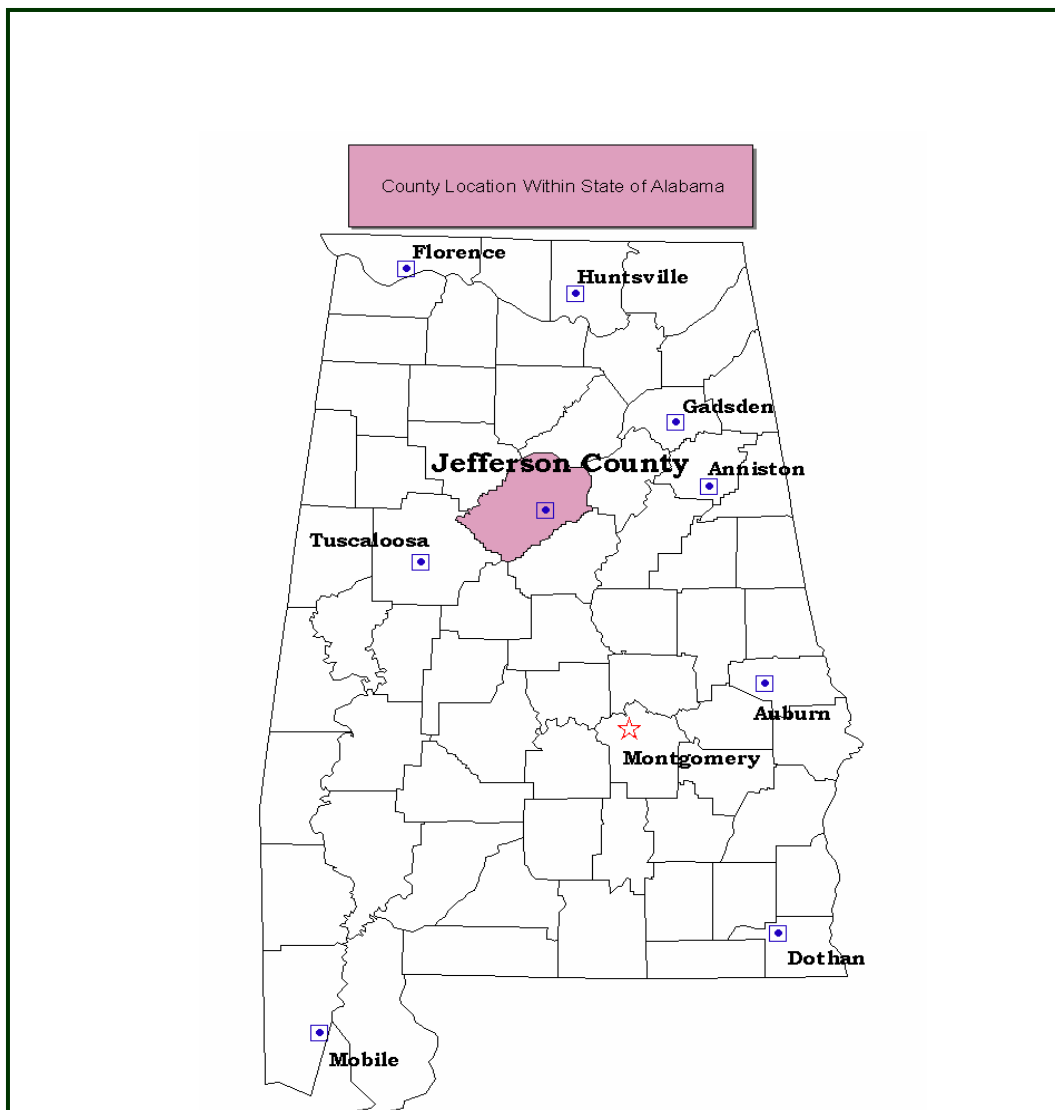
## Jefferson County, Alabama Economic and Demographic Information

### ECONOMIC AND DEMOGRAPHIC INFORMATION

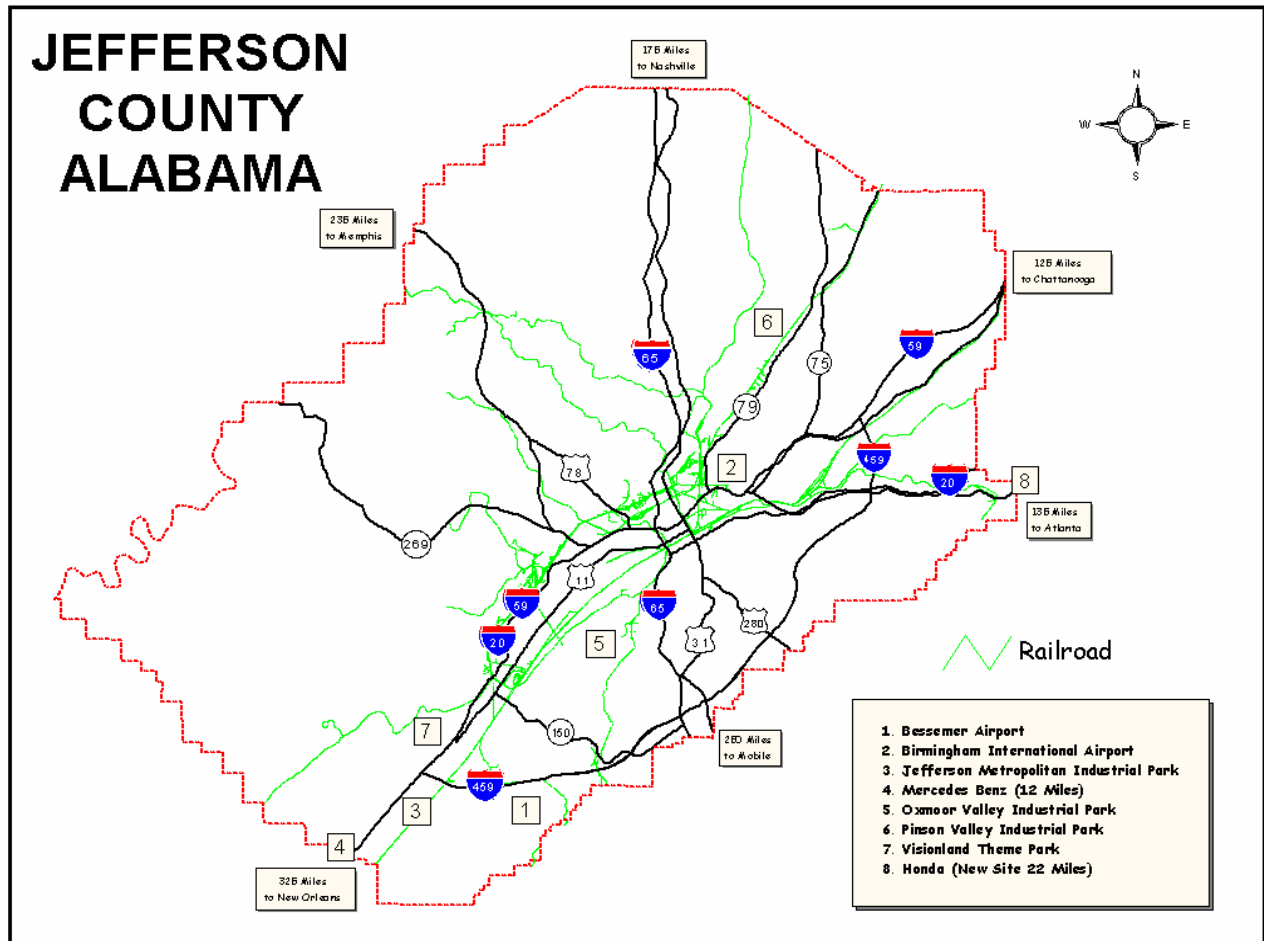
#### Origination

Jefferson County was created by the Alabama Territorial Legislature in 1819 and is actually older than the State of Alabama. The land was ceded in 1814 from the Creek Indian Nation in compliance with the Treaty of Fort Jackson. The area was settled by soldiers who had fought in Alabama with Andrew Jackson in the Creek War of 1813-1814.

The county was named for Thomas Jefferson in honor of his many accomplishments as the author of the Declaration of Independence, the founder of the University of Virginia, and the third President of the United States.



## Jefferson County, Alabama Economic and Demographic Information



Jefferson County is Alabama's most populous county and the principal center of finance, trade, manufacturing, transportation, health care and education in the State. Birmingham, the State's largest city, and 34 other municipalities are located within the County's 1,124 square miles. With a population of 662,047, the County is the center of the four-county Birmingham Metropolitan Statistical Area (MSA), which covers 3,188 square miles and ranks as the 65<sup>th</sup> most populated area among the 280 MSAs in the United States.



### Population and Income

Jefferson County is Alabama's most populous County, with a population of 662,047, which represents approximately 15% of Alabama's total population. Other pertinent information is included on the next page.

**Jefferson County, Alabama  
Economic and Demographic Information**

<b>Population and Income Statistics, 2001*</b>			
	<b>Jefferson County</b>	<b>Percent of Alabama</b>	<b>Alabama</b>
<b>Population</b>	662,047	15%	4,474,376
<b>Households</b>	261,865	15%	1,760,498
<b>Average Household Income</b>	\$ 59,852	120%	\$ 49,706
<b>Per Capita Personal Income</b>	\$ 24,218	121%	\$ 20,024
<b>Median Age</b>	36.4	101%	36.2

<b>Percent Population Characteristics by Age Group, 2001*</b>						
<b>Birmingham MSA</b>				<b>Jefferson County</b>		
<b>Ages</b>	<b>Percent of Population</b>	<b>Percent Female</b>	<b>Percent Caucasian</b>	<b>Percent of Population</b>	<b>Percent Female</b>	<b>Percent Caucasian</b>
0-4	6.6%	3.2%	4.0%	6.4%	3.1%	3.1%
05-19	20.9%	10.2%	11.2%	20.9%	10.3%	9.1%
20-44	36.2%	18.6%	25.5%	35.9%	18.6%	20.8%
45-64	23.7%	12.5%	17.2%	23.3%	12.5%	14.7%
65+	12.5%	7.6%	9.4%	13.4%	8.4%	9.4%
<b>Totals</b>	100%	52.1%	67.3%	100%	52.9%	57.1%

(\* = CLARITAS 2001)

### **Employment**



Nonagricultural wage and salary employment in the County grew by 64,000 jobs, or more than 16%, between 1991 and 2002. The changes were uneven. While the goods-producing jobs dropped from 1991 through 1995, they have been restored by 2002. The mixture has changed, with the growth in construction (40.6%) offset by losses in mining and durable goods production. The service-producing sector with overall 19.6% growth has been led by services (36.4%), finance, insurance and real estate (29.4%), trade (17.9%), government (3.1%), while transportation and public utilities decreased (-6.3%).

**Jefferson County, Alabama  
Economic and Demographic Information**



<b>Metropolitan Statistical Area</b>			
<b>Wage and Salary Non-Agriculture Employment</b>			
<b>(Jobs in Thousands)*</b>			
	<b>1991</b>	<b>1995</b>	<b>September 2002</b>
<b>Goods Producing</b>	<b>83.8</b>	<b>79.9</b>	<b>81.0</b>
Mining	5.6	3.0	2.7
Construction	22.4	23.2	31.5
Manufacturing	55.8	53.7	46.8
Non-Durable Goods	19.8	19.0	16.5
Durable Goods	36.0	34.7	30.3
<b>Service Producing</b>	<b>337.9</b>	<b>362.1</b>	<b>404.1</b>
Transportation and Public Utilities	31.8	30.1	29.8
Wholesale & Retail Trade	98.2	112.1	115.8
Finance, Insurance and Real Estate	30.6	34.4	39.6
Services	109.9	136.2	149.9
Government	67.4	68.9	69.5
<b>Total</b>	<b>421.7</b>	<b>442.0</b>	<b>484.4</b>

\* = Alabama Department of Industrial Relations



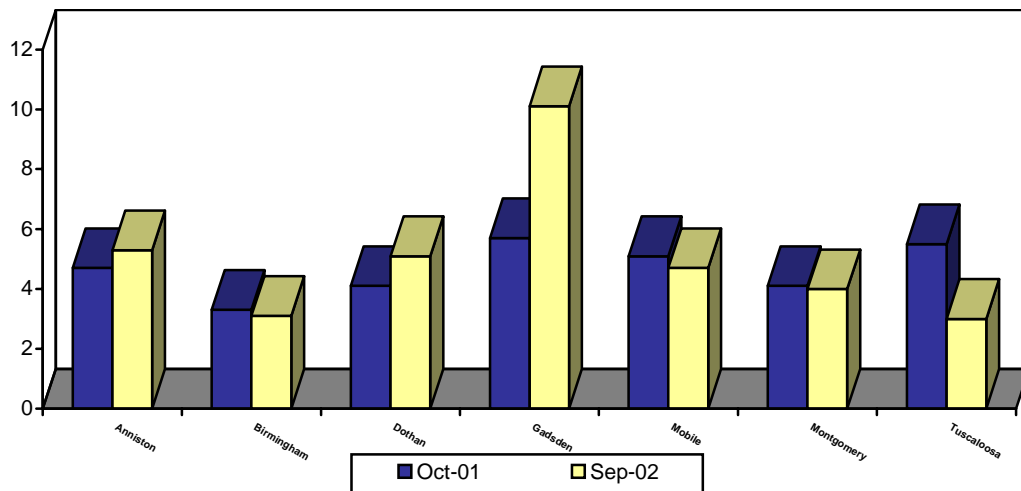
**Jefferson County, Alabama  
Economic and Demographic Information**

Below is a graph which indicates that the Jefferson County area (Birmingham Metropolitan Area) had a slight unemployment increase during FY2002. On the other hand, the Tuscaloosa Metropolitan Area had a small decrease, which in turn has good economic impact for shopping in Jefferson County. The Jefferson County Government moved down in the major employer list from position 10 to position 13 during the year. HealthSouth Corporation dropped from place 12 to place 14 while Wal-Mart moved up in its ranking from 14 to 1.

<b>Jefferson County Top Fifteen Employers</b>		
	<b>Employer</b>	<b>Employees</b>
1	University of Alabama at Birmingham	16,261
2	United States Government	9,690
3	State of Alabama	6,784
4	Bell South	6,432
5	Bapitist Health System	6,000
6	Bruno's Inc. (Grocery Chain)	5,374
7	Jefferson County Board of Education	5,000
8	Birmingham Public Schols	4,555
9	City of Birmignham	4,500
10	Wal-Mart	4,320
11	SouthTrust Corporation (Bank)	4276
12	AmSouth Bancorporation	4200
13	Jefferson County Government	4191
14	HealthSouth Corporation	3960
15	Alabama Power Company	3000

Source = Birmingham Business Journal

**Unemployment Percentages For Alabama Metropolitan Areas  
September 2002 and October 2001**



**Jefferson County, Alabama  
Economic and Demographic Information**

The following chart summarizes four key trends of economic vitality over ten recent years. From 1987 to 1992 the trends were mixed with annual reversals. From 1992 to 1998 the pattern more consistently supported continued growth. The 1999 year was more stagnant while 2000 showed major growth.

<b>ECONOMIC TRENDS</b>								
<b>1991 - 2000*</b>								
	<b>Airline Passengers</b>		<b>Non-Residential Investment</b>		<b>Retail Sales Volume</b>		<b>Industrial Power Kilowatt Hours</b>	
<b>Year</b>	<b>Amount</b>	<b>%</b>	<b>Amount</b>	<b>%</b>	<b>Amount</b>	<b>%</b>	<b>Amount</b>	<b>%</b>
<b>2001</b>	3,012,729	-2%	\$ 843,944,681	25%	\$ 9,064,877,000	-4%	3,899,108,272	-3%
<b>2000</b>	3,067,777	1%	\$ 630,273,000	17%	\$ 9,457,672,000	6%	4,009,088,575	0%
<b>1999</b>	3,046,220	7%	\$ 538,829,000	-16%	\$ 8,917,407,000	0%	3,995,861,605	-4%
<b>1998</b>	2,853,333	4%	\$ 639,879,000	33%	\$ 8,880,994,000	3%	4,158,805,935	3%
<b>1997</b>	2,747,225	0%	\$ 481,992,000	-2%	\$ 8,629,927,060	3%	4,029,226,299	1%
<b>1996</b>	2,748,589	10%	\$ 490,977,000	7%	\$ 8,382,105,000	3%	3,979,445,060	2%
<b>1995</b>	2,508,175	12%	\$ 456,498,000	21%	\$ 8,123,043,000	0%	3,899,781,413	4%
<b>1994</b>	2,237,620	9%	\$ 378,769,000	14%	\$ 8,169,958,000	9%	3,763,249,041	7%
<b>1993</b>	2,058,018	5%	\$ 333,154,000	54%	\$ 7,489,535,000	7%	3,515,920,335	15%
<b>1992</b>	1,970,201	2%	\$ 216,605,000	-22%	\$ 7,000,138,000	20%	3,058,026,488	-1%

\* Source = Birmingham Regional Planning Commission

The economic health of the Birmingham MSA is projected to grow until 2007, as shown in the next chart. The Birmingham MSA population is projected to grow less than the State and nation, but the average effective buying income percent growth will exceed both. Jefferson County with a 4.8% unemployment rate is less than the State at 5.7% and the nation at 5.6%.

**Jefferson County, Alabama  
Economic and Demographic Information**

**Projections for Population and Disposable Income  
Birmingham MSA, 2001 - 2006**

<b>Area</b>	<b>Population Percent Growth</b>	<b>Household Percent Growth</b>	<b>Average Effective Buying Income Percent Growth</b>	<b>Retail Sales Per Household Percent Growth</b>
Birmingham, MSA	1.7%	3.0%	27.5%	9.9%
Alabama	2.0%	3.9%	23.6%	11.4%
U.S.A.	4.8%	5.4%	28.3%	21.8%

\* Source = SMM 2002 Survey of Buying Power

**Education**



Jefferson County is the home of six colleges and universities, four business schools and six junior colleges and trade schools. These schools have a combined enrollment of over 36,000. The largest institution is the University of Alabama at Birmingham (UAB), which includes University College, the Graduate School and the UAB Medical Center. The UAB complex, featuring a wide range of undergraduate, graduate and professional programs, is the third largest educational institution in Alabama, with a total enrollment of approximately 11,000. The UAB Medical Center consists of the schools of medicine, dentistry, nursing, optometry, public health and the School of Community and Allied Health. UAB is the largest employer in the County.

**Major Universities and Colleges  
Jefferson County (Fall 2001)**

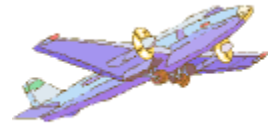
<b>Name</b>	<b>Enrollment</b>	<b>Type</b>
University of Alabama at Birmingham	14,695	State Supported
Samford University and Cumberland School of Law	3,359	Private
Birmingham-Southern College	1,425	Private
Miles College	1,600	Private
Birmingham School of Law	450	Private
Southeastern Bible College	223	Private
Jefferson State Community College	6,541	State Supported
Lawson State Community College	1,859	State Supported
Bessemer State Technical College	1,478	State Supported

## Jefferson County, Alabama Economic and Demographic Information

The Jefferson County School system consists of 69 schools, with a total enrollment exceeding 40,000. The City of Birmingham School System has 80 schools within its system and approximately 37,000 students. There are eight other public school systems in the County encompassing 48 schools and more than 30,000 students. In addition, the Birmingham MSA has over 40 private and denominational schools with grades ranging from kindergarten through high school.

### Transportation

Commercial airline service is available through the 2,500 acre Birmingham International Airport, which is served by six major carriers (American, Delta, Northwest, Southwest, United and USAir) as well as five regional commuter airlines (American Eagle, Comair, Continental, TW Express, and US Air Express). The 160 daily flights handle over 3,000,000 passengers annually.



The Birmingham Airport Authority has invested more than \$300 million in modernization and expansion of the Airport since 1990. Included are improvements to the runways, terminal facilities, support services, parking facilities, and security. WEB: [www.bhamintlairport.com](http://www.bhamintlairport.com)

State of Alabama Highway Department officials have made a final decision on the route of a \$1.1 billion beltline highway across north Jefferson County just north of Birmingham. Land acquisition will begin in early 2003 with construction to start in 2004. Completion is scheduled for 2020.



Almost 100 truck lines have terminals in the area. Additionally, Birmingham is served by four railroads – Norfolk Southern, Sante Fe, CSX Corporation, and Burlington Northern and Santa Fe Railway Company. Amtrak passenger service is also available.



Seven barge lines provide transportation through private dock facilities at Port Birmingham in western Jefferson County. These facilities are part of the Warrior-Tombigbee waterway system which provides access to the Port of Mobile in south Alabama. The area is linked with the Tennessee-Tombigbee waterway system, which connects the County with 16,000 miles of barge routes stretching from the Great Lakes to the Gulf of Mexico.



## Jefferson County, Alabama Economic and Demographic Information

### Health Care

The County is a major center for health care and biomedical research. Altogether, 21 hospitals with a total of 6,400 beds are located in the County. The Medical Center of the University of Alabama at Birmingham (UAB) is internationally known for its programs in cardiovascular disease and open-heart surgery, as well as cancer, organ transplants, dentistry and diabetes. Last spring, the University broke ground on a 12-story biomedical research building that is expected to open in 2005. Other major medical centers in the County such as Baptist Medical Center, Carraway Methodist Medical Center, Medical Center East, St. Vincent's Hospital, HealthSouth Hospital and Brookwood Medical Center have all undergone recent multimillion-dollar expansions.




Southern Research Institute (SRI) is one of the largest independent non-profit research and development organizations in the South. In addition to its cancer and virus research, SRI is nationally noted for its industrial research programs. In addition to its pharmaceutical and biotechnical research, SRI also conducts research in the areas of utilities and manufacturing. Public sector clients include the National Institutes of Health, Department of Energy, Department of Defense, National Aeronautics and Space Administration, United States Army, United States Navy and United States Air Force. Over nine percent of the area workforce is employed in health care, exceeding other southeast centers like Orlando, Jacksonville, Miami and Atlanta.

Jefferson County, Alabama  
Economic and Demographic Information

**Climate**


Average Temperatures:

53 Days of exceeding 90°F  
47 Days of less than 32° F  
Average of 61.8°F



Average Rainfall: 54.8 inches (Average 126 days a year)

Average Snowfall: 1.4 inches



**And Future Promise**

The 1994 *INC 500* review picked Birmingham as one of the top ten best cities in which to start a business. At MIT, Cognetics, Inc. ranked the Birmingham-Tuscaloosa corridor as the sixth hottest of top 50 *Entrepreneurial Hot Spots: The Best Places in America to Start and Grow a Company*. Mercedes-Benz built a major manufacturing plant there, and seven suppliers have located new plants in the area. In addition, Mercedes has doubled the size of its facilities and increased its leased warehouse space in Jefferson County by 50% to serve overseas markets. Twenty-two miles from the Jefferson County line in Lincoln, Alabama, the American Honda Motor Company plans to spend \$425 million to construct a second assembly line and hire 2,000 people to increase its capacity to 300,000 vehicles annually. Just 100 miles south of Birmingham, Hyundai Motor Company is scheduled to open a plant in Montgomery in 2005 that will employ 2,000 and make 235,000 vehicles the first year. Air quality limitation is the major impediment to continued growth.

## POINT OF INTEREST

### Alabama International Motor Speedway

Located near Jefferson County, the speedway is home to the annual Winston 500 and Talladega stock car races where world speed records and attendance records are set regularly. Nearby is the International Motorsports Hall of Fame with six buildings, 100 vehicles, and memorabilia valued at over \$20 million, and a race care simulator.

Web Site: [www.talladegasuperspeedway.com](http://www.talladegasuperspeedway.com)



### Alabama Jazz Hall of Fame

Located in the historic Carver Theater for the Performing Arts, the museum honors great jazz artists with ties to the State of Alabama. While furnishing educational information, the museum is also a place for entertainment, recalling "Tuxedo Junction" made famous in Ensley, now a part of Birmingham

Web Site: [www.jazzhall.com/jazz](http://www.jazzhall.com/jazz)



### Alabama Sports Hall of Fame

Located in Birmingham-Jefferson Civic Center Complex, the Hall annually inducts Alabama natives who have made a major impact in amateur and professional sports. It offers memorabilia and memories from Paul "Bear" Bryant, Hank Aaron, Davey Allison, Jesse Owens, Bart Starr, Willie Mays and other sports heroes.

Web Site: [www.alasports.org](http://www.alasports.org)



**Jefferson County, Alabama  
Economic and Demographic Information**



**Alabama Theatre**

Big-screen movies, stunning architecture, and a mighty Wurlitzer organ thrill audiences at the beautiful Alabama Theatre, just as they did in the 1920s. Today the theatre, one of the last working movie palaces, features first-run and revival films along with concerts and other special events. The “Showplace of the South” is still among the most elegant and elaborate theatres in the southeast.

Web Site: [www.alabamatheatre.com](http://www.alabamatheatre.com)



**Arlington Antebellum Home & Gardens**

Dating from the 1840's, Arlington is a preserved antebellum home constructed in the Greek Revival architecture style by Judge William S. Mudd, one of the founders of Birmingham. Tours, civic activities and other special events are hosted at this site where Union troops planned the burning of the University of Alabama and the Brierfield and Tannehill Iron Works.

Web Site: [www.ci.bham.al.us/arlington/](http://www.ci.bham.al.us/arlington/)



**Barber Vintage Motorsports Museum**

The largest motorcycle museum in North America, the Barber Museum showcases over 345 motorcycles from all over the world dating from 1904 to the present. In 2003 the Museum will move to a new multi-level, 141,000 square foot building near the Cahaba River. Included at the new location is a 2.3 mile track designed for both motorcycle and car racing. Web Site: [www.barbermuseum.org](http://www.barbermuseum.org)

## Jefferson County, Alabama Economic and Demographic Information

### Bessemer Hall of History

The Bessemer Hall of History is a museum dedicated to preserving the area's past as well as educating the youth and others on what the city was like years ago. Located in the renovated Southern Railway Depot, the Hall of History displays historic photographs and articles, Civil War Memorabilia, Indian artifacts, furnishings from the 1800s and other items from the area. The museum has monthly exhibitions and is listed in the National Registry of Historical Places.



### Birmingham's Botanical Gardens

The Gardens boast the Southeast's largest clear span conservatory; and its education complex, plant diagnostic lab, gift shop, and horticultural displays are among the best. The All American Rose Selections Display Garden showcases 150 types of hybrid roses; and the bonsai, fern, and orchid collections are recognized for their excellence. Expansion of the library tripled its size making it the largest free-lending horticulture library in the State of Alabama. Popular for weddings and photography, the authentic Japanese Garden and Teahouse, colorful Southern Living Garden, and the spacious Dunn Formal Rose Garden are key focal points in the 67 acre facility.


Web Site: [www.bbgardens.org](http://www.bbgardens.org)



### Birmingham Children's Theatre

The Birmingham Children's Theatre is one of the nation's oldest and most respected Children's Theatres. Nearly 200,000 Alabama school children will travel to downtown Birmingham to see the performances at the Birmingham-Jefferson Civic Center. The *Theatre in Motion*, the touring division of Birmingham Children's Theatre, brings the magic of theatre to students across the Southeast—performing to nearly 250,000 students a year. Web Site:

[www.bct123.org](http://www.bct123.org)



**Jefferson County, Alabama  
Economic and Demographic Information**



**Birmingham Civil Rights Institute**

The Institute is a state of the art facility to house exhibits to depict historical events from post World War I racial separation to present day racial progress. More than a museum, the Institute promotes on-going research and discourse on human rights issues through its archival and educational programs and services. The Institute is located in the historical Civil Rights District surrounded by the 16<sup>th</sup> Street Baptist Church, Kelly Ingram Park, and the Alabama Jazz Hall of Fame. Web Site: [www.bcri.bham.al.us](http://www.bcri.bham.al.us)



**Birmingham-Jefferson Civic Center**

Located less than four miles from the Birmingham International Airport, the Birmingham-Jefferson Convention Complex is Alabama's foremost entertainment and meeting facility. The Concert Hall is one of the finest in the nation, and its adjoining coliseum is one of the largest in the region with a capacity of 19,900. A 1,200 seat, fully equipped theater is the setting for many major productions. The 220,000 square feet exhibition halls host hundreds of significant shows and attract 1,500,000 visitors annually. Improvements include a lighting retrofit/upgrade and

addition of an on-line exhibitor services ordering system. In the coming months, capital improvements will be made to the existing facility, and further expansion is planned. Web Site: [www.bjcc.org](http://www.bjcc.org)



**The Birmingham Museum of Art**

The Museum of Art is the largest municipal museum in the Southeast. Spanning 7,000 years of history, its collection of over 21,000 works of art is among the Nation's finest. Included are a comprehensive collection of American Western art, the Dwight and Lucille Beeson Collection of Wedgwood, Italian works from the Samuel H. Kress collection, pre-Columbian art including Peruvian gold, and an outstanding Asian collection. The only venue in the South, the Museum is currently host to the Matieres de Reves, *Stuff of Dreams*, an exhibit on loan from the Musee des Art Decoratifs at the Louvre in Paris.

Web Site: [www.artsbma.org](http://www.artsbma.org)

**Jefferson County, Alabama  
Economic and Demographic Information**

**Birmingham Race Track**


The track is one of America's most beautiful race tracks. Located on 350 acres in eastern Jefferson County, it offers year-round greyhound racing and racing from other tracks via satellite. The facility is accessible by three nearby interstates.

Web Site: [www.bhamdogs.com](http://www.bhamdogs.com)



**Birmingham Zoo**

Accredited by the American Zoo and Aquarium Association, the Birmingham Zoo has over 800 animals on display and participates in numerous Species Survival Programs that help conservation efforts around the world. Its Education Department offers classes for all age groups, including ZooSnooze, an overnight camping program. Focusing upon native Alabama wildlife, a new \$8 million children's zoo named for the Junior League of Birmingham and the Hugh Kaul Foundation is opened in 2002. The second phase is set to open in 2003. Web Site: [www.birminghamzoo.com](http://www.birminghamzoo.com)



**Brierfield Ironworks Historical State Park**

Crumbling brick ruins are all that remains of the Brierfield Ironworks, which were destroyed in a raid by Union army cavalry in March 1865. This historic park is listed in the National Register of Historical Places. The park hosts many special events which includes a reenactment of the Civil War raid, music festivals, country crafts fairs and holiday events.

E-mail Address: [www.brierfieldironworks.com](http://www.brierfieldironworks.com)




## Jefferson County, Alabama Economic and Demographic Information



### Five Points South

Located in the heart of Jefferson County, this historic site has become a nucleus for dining and entertainment. Shopping for antiques in nearby Cobb Lane, people watching, dancing to live music, and great food fill this restored district. In the background of the photo is the Highlands United Methodist Church, which was founded in 1903 as a Sunday School for neighborhood children. Ground was broken in 1906 for the Spanish Renaissance Revival building shown in the photo. Many

prominent Birmingham families were charter members of the congregation.



### Galleria

The area enjoys the shopping advantages of major malls, such as the Riverchase Galleria, where 200 specialty shops and six anchor stores (Rich's, Parisian, JC Penney, McRae's, and Sears) are surrounded by restaurants, offices and hotels. Covered by acres of glass, the walkways and food court come alive with lights, fountains and a huge carousel. An additional interstate exit for this area was completed in late 2002, and a new complex is planned for construction adjoining the new exit.

E-mail address: [www.thegalleria.com](http://www.thegalleria.com)



### Golf Opportunities

Some of the finest golf course designers in the world – Fazio, Pate, Nichlaus, and Robert Trent Jones – have worked their magic on area links. The area has twice hosted the PGA Championship, and the Bruno's Memorial Classic is an annual stop on the Senior PGA Tour.



Jefferson County, Alabama  
Economic and Demographic Information

**International Motorsports Hall of Fame & Museum**

Located near the Alabama International Motor Speedway, the International Motorsports Hall of Fame & Museum was founded to preserve the history of motor sports. It has experienced tremendous growth, with its collection of racing vehicles and memorabilia valued at more than \$15 million, and increasing every year. Since the facility opened on 35 acres of land, more than half a dozen different Halls of Fame have become a part of the display.

Web Site: [www.motorsportshalloffame.com](http://www.motorsportshalloffame.com)



**Legion Field**

With 80,300 seats, and the site of many professional and collegiate football games, the 75 year old Legion Field is one of the largest stadiums in the country. Each year teams from the University of Alabama and the University of Alabama in Birmingham play several major games on this historic field where Coach Paul "Bear" Bryant won his 315<sup>th</sup> game. The Stadium is also home to the annual Magic City Classic between Alabama A & M and Alabama State University, and the Southwest Athletic Conference Annual Championship Game has been held at Legion Field since 1999.



**McWane Center**

The \$36 million science discovery center opened in 1998 to surround visitors with adventures in science and technology, and its IMAX Dome Theater delights young and old alike. Dedicated to hands-on learning, exhibits such as *Microbes: Invisible Invaders . . . Amazing Allies*, and *Whodunit?*, *The Science of Solving Crimes*, are currently on display. The Center recently announced that it will host the famed collection *Titanic: The Artifact Exhibit* to Birmingham in the fall of 2003.

Web Site: [www.mcwane.org](http://www.mcwane.org)




Jefferson County, Alabama  
Economic and Demographic Information



**Meyer Planetarium**

The 90-seat planetarium features a simulated look at celestial bodies and aspects of outer space. Reserved tours and workshops are available for groups of ten or more. Educational classes include environmental issues and astronomical activities such as learning to read a star map and building a bubble-powered rocket. Located on the campus of Birmingham-Southern College, the Planetarium is easily accessible by a nearby interstate. Web Site: [www.bsc.edu](http://www.bsc.edu)



**Rickwood Field**

Completed in 1910, the oldest baseball stadium in America was the former home of the Birmingham Barons, the AA farm club of the Chicago White Sox which relocated to Hoover Metropolitan Stadium in the southern part of Jefferson County. Now it is the scene of many area high school games. The stadium was also the primary backdrop for a nostalgic baseball movie featuring the life of Ty Cobb. A project is underway to create a treasure of baseball memorabilia.

Web Site: [www.onlinecityguide.com/al/rickwood](http://www.onlinecityguide.com/al/rickwood)




**Ruffner Mountain Nature Center**

On the site of former iron ore mines dating back to the 1880's, the Nature Center offers wildlife rehabilitation and biological and historical displays of the last undeveloped remnant of the Red Mountain Ridge. Locally known as Ruffner Mountain, its thousand acres offer an eleven mile network of hiking and walking trails. Special nature education programs offered in this urban wilderness meet State of Alabama education requirements. Web Site: [www.ruffnermountain.org](http://www.ruffnermountain.org)

**Jefferson County, Alabama  
Economic and Demographic Information**

**Sloss Furnace National Historical Landmark**

Located on the eastern edge of Birmingham's downtown business district, the Sloss Furnaces have been a dominant feature of Birmingham's skyline for almost a century. Recognized as a National Historic Landmark, the 34 acre museum is the only one of its kind in the world and offers furnace tours led by trained guides, many of whom are retired blast furnace workers. Sloss also hosts a wide variety of concerts, festivals, and conferences as well as an innovative program of metal art filling a two-acre Sculpture Yard. A master plan is in the works to develop Sloss into a regional attraction by emphasizing its place in local history, education, metal arts and special events. Web Site: [www.slossfurnaces.com](http://www.slossfurnaces.com)



**Southern Environmental Center**

Located on the campus of Birmingham-Southern College, the Southern Environmental Center is the largest educational facility of its kind in Alabama. In addition to its award-winning Interactive Museum, the facility is also active in the community by initiating a number of model partnerships targeting water quality, smog, and urban sprawl. In addition, the SEC includes a four acre outdoor classroom where footpaths wind through a miniature Mobil basin wetland and past beneficial bug sculptures and fragrance gardens. Web Site: [www.bsc.edu/sec](http://www.bsc.edu/sec)



**Southern Museum of Flight**

Located near the Birmingham International Airport, the Southern Museum of Flight is the home to eight decades of aviation history. Among the displays are full-scale memorabilia from World War II, an aviation library, and one of Delta Airlines first airplanes. Included among hundreds of historic photos are Birmingham's first flying fields, the Alabama Air National Guard, women in aviation, and the famed Tuskegee Airmen. In addition, the Museum is the home of the Aviation Hall of Fame, which honors those who have made outstanding contributions to aviation in Alabama. Educational programs include the Kids Hangar, which offers an opportunity for even the youngest pilot to try his wings. Web Site: [www.southernmuseumofflight.org](http://www.southernmuseumofflight.org)



## Jefferson County, Alabama Economic and Demographic Information



### Tannehill Ironworks Historical State Park

The grounds of the park hold fully restored furnaces, which at the height of production turned out as many as 20 tons of iron per day during the Civil War. In 1865 three companies of the Union's Eighth Iowa Cavalry swept through the area and destroyed the furnaces as part of General James Wilson's raid on Alabama. Iron is still extracted by the old processes on special occasions. Also within

the park is a large collection of 19<sup>th</sup> century cabins and bridges that give visitors a glimpse into life in early Alabama. Camping, a trail ride, and fine dining round out one of Alabama's most popular spots to visit. Web Site: [www.tannehill.org](http://www.tannehill.org)



### University of Alabama at Birmingham

In addition to its internationally acclaimed medical center and teaching hospital, the University of Alabama at Birmingham is the home of one of the nation's top business schools. Founded in 1971, the UAB School of Business achieved accreditation by the Association to Advance Collegiate Schools of Business in 1973, only two years after it was established. Reaffirmed in 2002, this accreditation is the highest standard of achievement for business schools worldwide. In addition, the School ranks fourth nationally out of the Top 21 state urban business schools according to *U. S. News and World Report*. Some 2,000 students from throughout the United States and the world are currently enrolled in the School of

Business and the Graduate School of Management. Well supported by the local business community, the school maintains an excellent relationship with the metropolitan area.

Web Site: [www.business.uab.edu](http://www.business.uab.edu)

### Veterans' Day Parade



Supported by a grant from the Jefferson County Commission, National Veterans Day honors the dedication and sacrifice of our men and women in the armed forces. Home of the nation's oldest celebrations, Birmingham each year salutes America's veterans with one of the country's largest parades, a memorial service, the World Peace Luncheon, and the National Veterans Award Dinner. The award, which was authorized by Congress in 1954, honors an outstanding veteran who has made an outstanding

contribution to further patriotic interest of veterans and veteran organizations throughout the United States. The 2002 recipient is Lt. General Robert F. Foley, US Army (Retired).

Web Site: [www.nationalveteransday.org](http://www.nationalveteransday.org)

**Jefferson County, Alabama  
Economic and Demographic Information**

**Visionland Theme Park**

Open since 1998, Visionland is nestled on 300 acres of rolling terrain near Bessemer, not many miles from the Mercedes-Benz factory. The Park offers four themed entertainment areas that contain thrill rides, attractions, and a seven-acre water park for all ages, as well as WaterMark Place, a factory outlet shopping center with more than 30 stores. Visionland was recently sold, and major renovations and enhancements are planned. Web Site: [www.visionlandpark.com](http://www.visionlandpark.com)



**Vulcan Park**

A popular tourist attraction located atop Red Mountain, Vulcan is the largest cast iron statue in the world, second in the United States only to the Statue of Liberty in height. Designed by the famous Italian sculptor Giuseppe Moretti as an exhibit for Alabama in the 1904 World's Fair in St. Louis, Vulcan is one of only a few monuments ever erected to commemorate an industry. Named for the Roman mythical god of the forge, it has stood on Red Mountain since the 1930's. Holding a torch that changes colors to indicate traffic fatalities, the statue also serves as the world's largest traffic safety reminder. Vulcan has been dismantled for a \$12,500,000 renovation project that includes the surrounding 10 acre park. Plans call for reassembling in the near future with the park reopening shortly thereafter.

Web Site: [www.bham.net/bham/vulcan](http://www.bham.net/bham/vulcan)

